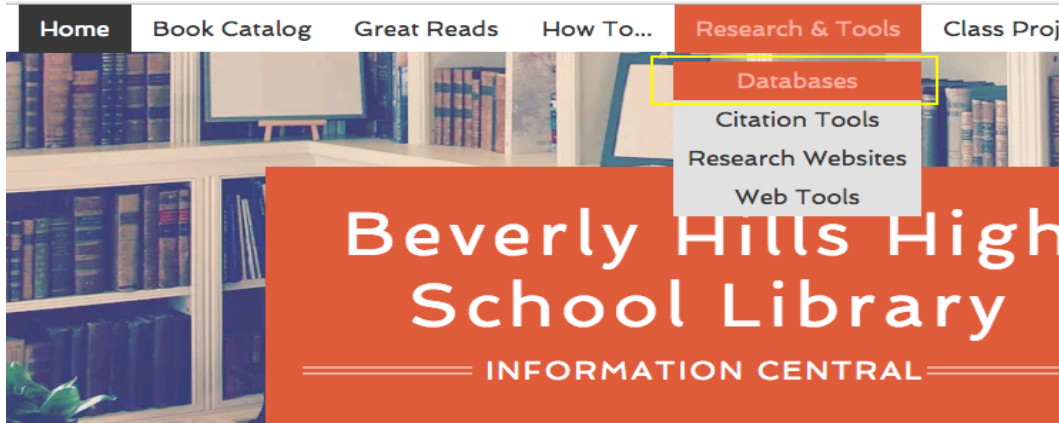


PROQUEST QUICK GUIDE

THIS GUIDE WILL GET YOU STARTED WITH THE BASIC FEATURES OF PROQUEST!

STEP 1: BHHSLIBRARY.COM, CHOOSE RESEARCH & TOOLS-→DATABASES

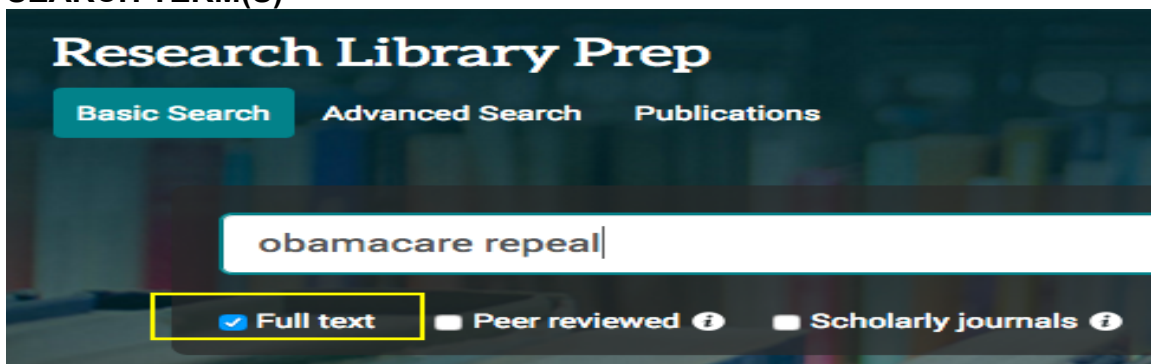


STEP 2: CHOOSE PROQUEST. USERNAME/PASSWORD IS ONLY NEEDED FOR PHONE OR HOME ACCESS!

Username = BEVERLYHHS

Password = Normansbhhs1# (password is case sensitive)

STEP 3—USE BASIC SEARCH, CHECK “FULL TEXT” BOX & ENTER YOUR SEARCH TERM(S)



STEP 4—APPLY SOURCE TYPE FILTERS TO RESULTS.

22,091 Results [Search within](#)

The screenshot shows a search results interface. At the top, there is a 'Sort' dropdown menu with three options: 'Relevance' (selected), 'Oldest first', and 'Most recent first'. The 'Most recent first' option is highlighted with a red box. Below the sort menu, there is a 'Narrow results' section with several filter categories: 'Full text', 'Peer reviewed', 'Scholarly journals', and 'Source type'. The 'Source type' category is expanded, showing a list of source types with their respective counts: 'Newspapers (11,928)', 'Reports (5,590)', 'Blogs, Podcasts, & Websites (2,136)', 'Magazines (1,018)', and 'Other Sources (626)'. The 'More options...' link is highlighted with a red box.

CHOOSE to sort by MOST RECENT FIRST. This will put the newest results FIRST.

Next, click on MORE OPTIONS to eliminate source types you do NOT want to use (see Step 5).

STEP 5—CHOOSE SOURCE TYPE.

The screenshot shows a 'Source type' filter pop-up box. It has a table with columns for 'Include', 'Exclude', 'Source type', and 'Count'. The table lists various source types with checkboxes for inclusion and exclusion. The 'Newspapers' and 'Magazines' rows are highlighted in yellow, indicating they are selected for inclusion. The 'Reports', 'Blogs, Podcasts, & Websites', 'Other Sources', 'Trade Journals', 'Scholarly Journals', and 'Wire Feeds' rows are highlighted in gray, indicating they are selected for exclusion.

Include	Exclude	Source type	Count
<input checked="" type="checkbox"/>	<input type="checkbox"/>	Newspapers	11,928
<input type="checkbox"/>	<input checked="" type="checkbox"/>	Reports	5,590
<input type="checkbox"/>	<input checked="" type="checkbox"/>	Blogs, Podcasts, & Websites	2,136
<input checked="" type="checkbox"/>	<input type="checkbox"/>	Magazines	1,018
<input type="checkbox"/>	<input checked="" type="checkbox"/>	Other Sources	626
<input type="checkbox"/>	<input checked="" type="checkbox"/>	Trade Journals	582
<input type="checkbox"/>	<input checked="" type="checkbox"/>	Scholarly Journals	196
<input type="checkbox"/>	<input checked="" type="checkbox"/>	Wire Feeds	15

CHOOSE the sources you want to INCLUDE and the ones you want to EXCLUDE in the pop-up box.

Click APPLY.

[Cancel](#) [Apply](#)

STEP 6—CHECK YOUR SORTING AND FILTERING.

12,946 Results [Search within](#)

Relevance ▼

Sort

Narrow results

Applied filters

Source type:

(Newspapers ☒ OR Magazines ☒) NOT
(Reports ☒ AND Blogs, Podcasts, & Websites
☒ AND Other Sources ☒ AND Trade
Journals ☒ AND Scholarly Journals ☒ AND
Wire Feeds ☒)

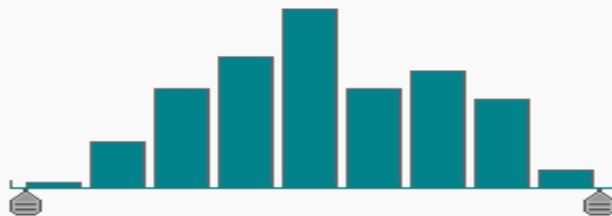
MAKE SURE
YOUR SORT
IS “NEWEST
FIRST”.

Look at your
Applied Filters.
You can
eliminate any
of these filters
by clicking on
the X next to
the filter.

STEP 7—NARROW DOWN RESULTS BY EXACT DATES.

Publication date ^

2009 - 2017 (years)



[Enter a date range](#)

Update

Click on “Enter
a date range”

STEP 8—ENTER THE DATE RANGE AND CLICK “UPDATE”.

Enter a date range [Hide](#)

(Valid formats: yyyy-mm-dd, yyyy-mm, yyyy)

Starting:

Ending:

STEP 9—USE ABSTRACTS TO SCREEN ARTICLES.

[Back to results](#) < 5 of 198 >

GOP offers no details on Obamacare repeal: Leaders refuse to outline plan on replacing law

Mascaro, Lisa; Levey, Noam N. [Chicago Tribune](#) [Chicago, Ill] 05 Jan 2017: 1.

[Full text](#) [Abstract/Details](#)

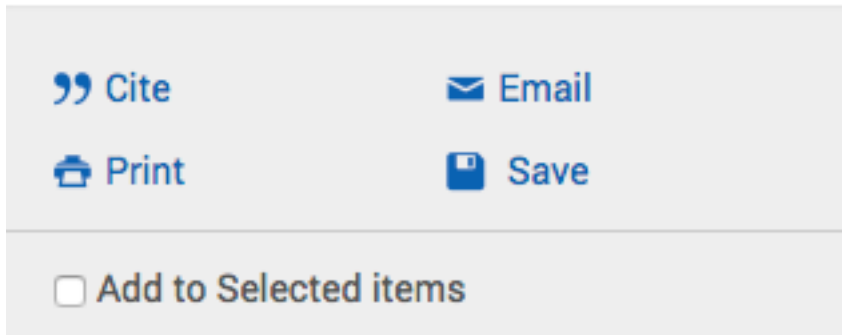
Abstract [Translate \[unavailable for this document\]](#) [Hide highlighting](#)

Neither President-elect Donald Trump nor Vice President-elect Mike Pence, who met with House and Senate Republicans at the Capitol, offered lawmakers details about their **repeal** plan – a centerpiece of their winning campaign – short of vague promises that Trump would take executive action after he assumes office in just over two weeks.

Use the ABSTRACTS of articles to screen them (abstracts are summaries of the articles).

Click on Abstract/Details to see author, sources and the URL of the article (you need the URL for presentations etc.)

STEP 10—USE THE TOOLBOX TO CITE, PRINT, EMAIL OR SAVE THE ARTICLE. IF YOU CREATE AN ACCOUNT AND CLICK “ADD TO SELECTED ITEMS”, YOU CAN SAVE YOUR RESEARCH AND LOG ON LATER TO RETRIEVE IT (SEE STEP 11).



STEP 11—THE USER TOOLBAR HAS SEVERAL USEFUL FUNCTIONS!



1 = SEARCH HISTORY
2 = ARTICLES SAVED TO ONLINE FOLDER
3 = REGISTER FOR A FREE ACCOUNT TO SAVE AND RETRIEVE ONLINE!
? = USER GUIDE

STEP 12—SUMMARY

1. ALWAYS USE FULL TEXT!
2. REGISTER FOR A FREE ACCOUNT SO YOU CAN SAVE ARTICLES!
3. PROQUEST WILL CITE YOUR ARTICLES FOR YOU!
4. EMAIL ARTICLES TO YOURSELF, YOUR TEACHER, AND YOUR WORK PARTNERS!
5. USE THE ABSTRACTS (SUMMARIES) TO GET AN IDEA OF WHAT EACH ARTICLE IS ABOUT SO YOU KNOW IF IT'S WORTH YOUR TIME TO READ THE WHOLE ARTICLE!
6. USE THE FILTERS TO SELECT SOURCE TYPES, NARROW BY DATES, AND MORE.