

QUICK GUIDE

GALE LITERATURE RESOURCE CENTER

GALE LITERARY CRITICISM

Purpose of this guide: This is a self-teaching guide. It focuses on Gale Literature Resource Center but the interface for Gale Literary Criticism is almost exactly the same, so if you learn to use one, you can use the other!

Follow all of the steps in this guide and by the end, you should have mastered the basics of how to use these databases! Look CAREFULLY at the screenshots so that you follow the guide EXACTLY.

Time to complete: 15 minutes

Step 1: START. Go to www.bhhslibrary.com, then Research & Tools-→Databases. Choose LITERATURE RESOURCE CENTER.

If you are at school, you do NOT need to enter a username/password.

If you are at home or on a mobile device at school, you need to enter:

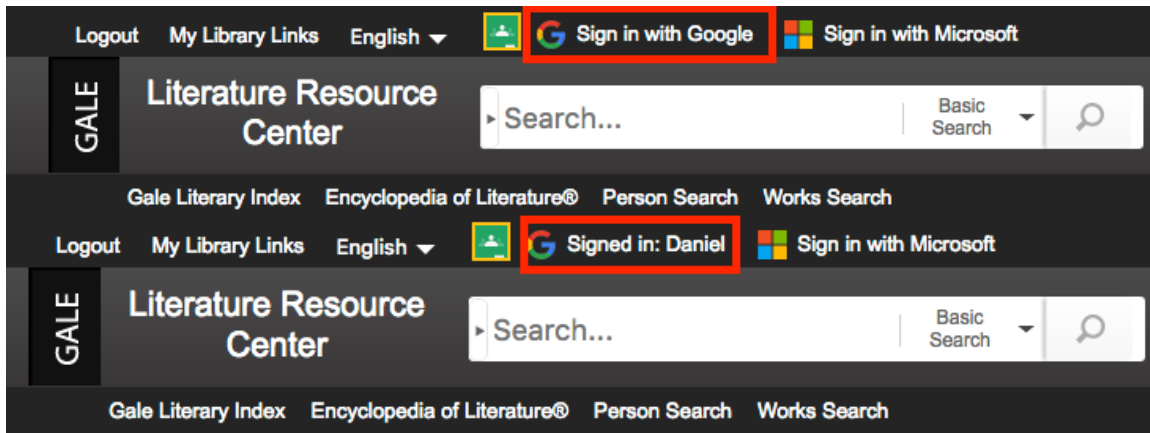
Username = beve19253

Password = library

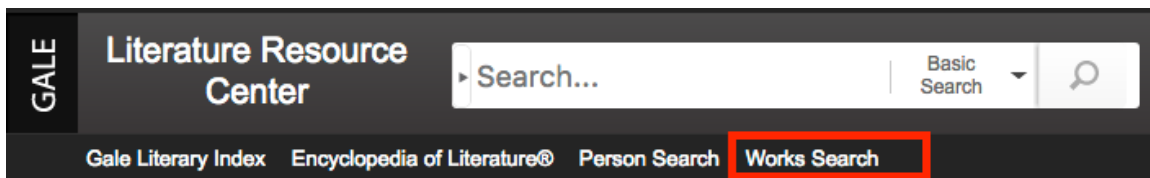


NOTE: YOU MAY NOT NEED TO ENTER THE USERNAME. IF ASKED FOR A PASSWORD AND NO USERNAME, ENTER: **library**

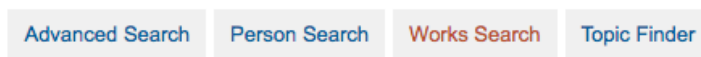
Step 2: Sign into your Gmail, THEN click “Sign in with Google”. This creates an account linked to your Google Drive where you can save and organize your research. You can use your personal Gmail or your school Gmail account. You will know you’ve signed in when you see your name at the top of the screen.



Step 3: Search. There are many ways to search these databases. You can type your search into the search bar or choose a Person or Works Search. Choose a Works Search.



Step 4: Now let’s search for the novel by John Steinbeck, “Of Mice and Men”.



If you know the name of the work you're looking for, enter it here

More Options

☐ Full Text of Work available

Type of Work:

Step 5: In this example (March 2018) we have 31 results for the Steinbeck novel. Click on the Work to see the results.

Work	Author	Type of Work	No. of Results
Of Mice and Men (Novel)	Steinbeck, John	Novel	31
Of Wee Sweetie Mice and Men (Novel)	Bateman, Colin	Novel	3

Step 6: On the RIGHT-HAND side of the page is the Content Types box. This tells you how many primary sources you have, how many works of literature criticism, etc.

Content Types

Literature Criticism (16)

Biographies (4)

Topic & Work Overviews (16)

Reviews & News (10)

Primary Sources & Literary Works (1)

Step 7: Try searching within these results using the keyword “loneliness” (loneliness is a theme in “Of Mice and Men”):

Search within results

loneliness 

Step 8: Now choose this article from the results (note that this is LITERATURE CRITICISM):

Literature Criticism (16)

Search Terms: *Work (Of Mice And Men (Novel))*

Sort by: Relevance 

Full-text: *CRITICAL ESSAY*

Small Things Considered: *Raising Arizona* and *Of Mice and Men*

Rodney Hill.

Post Script 8.3 (*Summer 1989*): p18-27.

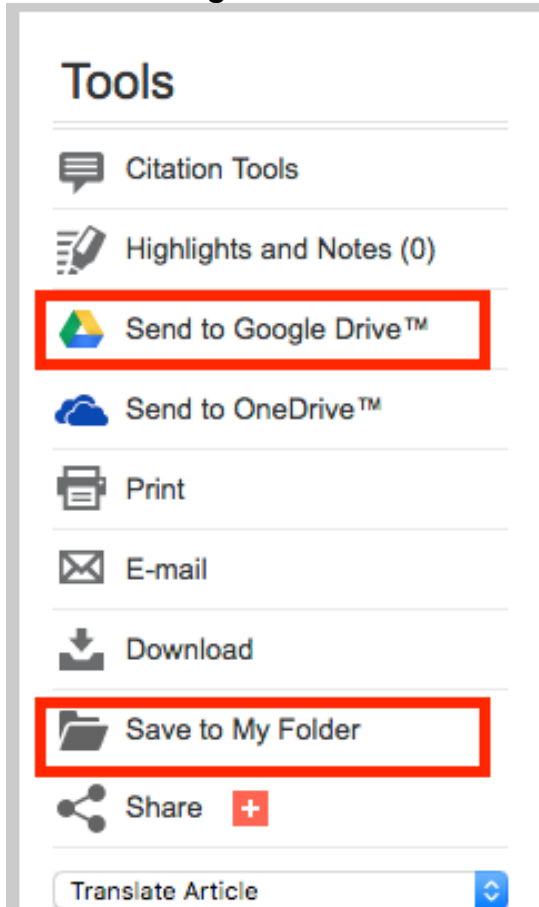
Rpt. in Contemporary Literary Criticism.

Ed. Deborah A. Schmitt. Vol. 108. Detroit: Gale, 1998. *Word Count: 3048*. From *Literature Resource Center*.

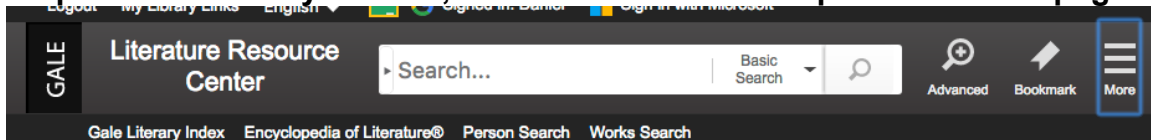
[(essay date Summer 1989) In the following essay, Hill suggests links between the themes of *Raising Arizona* and *Of Mice and Men*, comparing the psychological roles of their characters.] Little things mean a lot, we often...

 Save

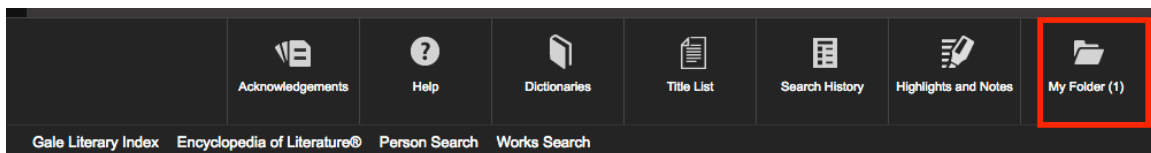
Step 9: When you click on the title of the article, you see the article plus the TOOLBOX. You can save your work by sending it directly to Google Drive or by saving it to your Gale folder, then sending the contents of that folder to Google Drive. Click on “Save to My Folder”.



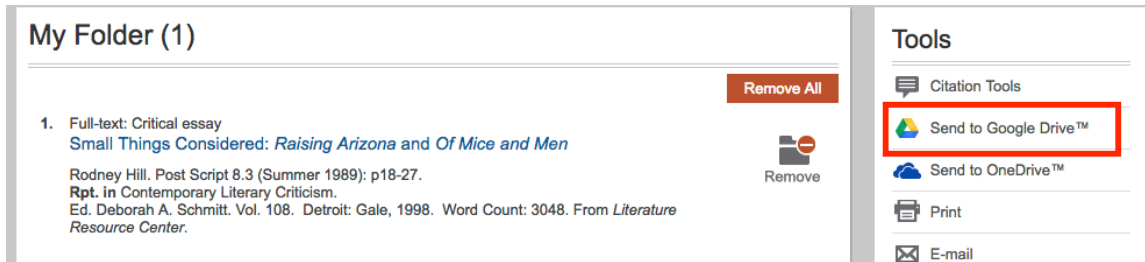
Step 10: To see “My Folder”, click on MORE at the top of the search page:



Step 11: You should see ONE article in “My Folder”. Click on “My Folder”.



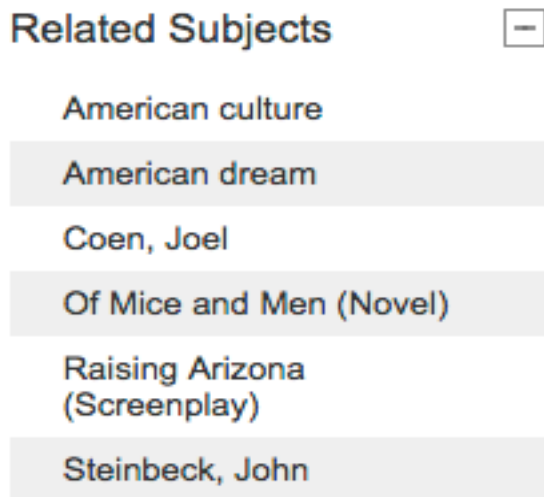
Step 12: The articles in MY FOLDER will be deleted when you log off, so save all of them **BEFORE** logging off! Click on “Send to Google Drive”, then check your Google Drive (drive.google.com) to make sure the articles are saved:



The screenshot shows a web interface for a 'My Folder (1)' containing a list of articles. The first article is 'Full-text: Critical essay' titled 'Small Things Considered: *Raising Arizona* and *Of Mice and Men*' by Rodney Hill. The article details are: 'Post Script 8.3 (Summer 1989): p18-27. Rpt. in Contemporary Literary Criticism. Ed. Deborah A. Schmitt. Vol. 108. Detroit: Gale, 1998. Word Count: 3048. From Literature Resource Center.' To the right of the article list is a 'Remove All' button and a 'Remove' icon. On the right side of the interface is a 'Tools' sidebar with options: 'Citation Tools', 'Send to Google Drive™' (highlighted with a red box), 'Send to OneDrive™', 'Print', and 'E-mail'.

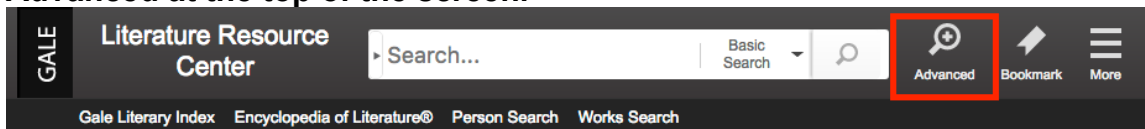
See separate Quick Guide: **HOW TO SAVE FROM GALE TO GOOGLE DRIVE**

Step 13: Click on “Related Subjects” in the lower right-hand corner. You will see other subjects associated with this article that you can explore:



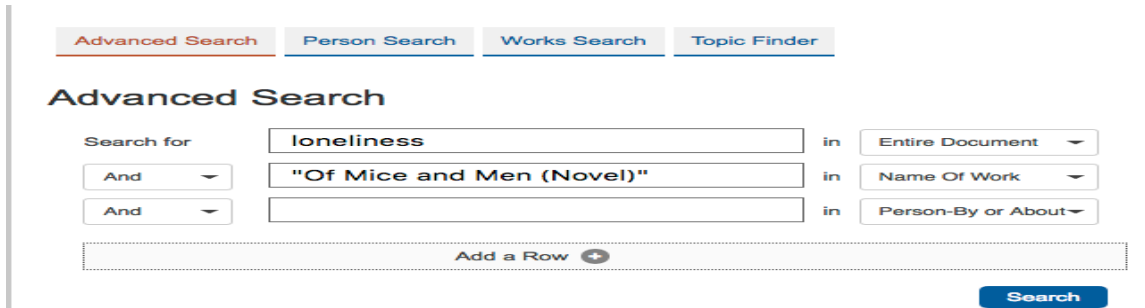
The screenshot shows a 'Related Subjects' section with a minus icon in the top right corner. Below the title is a list of subjects: 'American culture', 'American dream', 'Coen, Joel', 'Of Mice and Men (Novel)', 'Raising Arizona (Screenplay)', and 'Steinbeck, John'. Each subject is displayed in a light gray box.

Step 14: Advanced Search is another way to find information. Click on Advanced at the top of the screen.



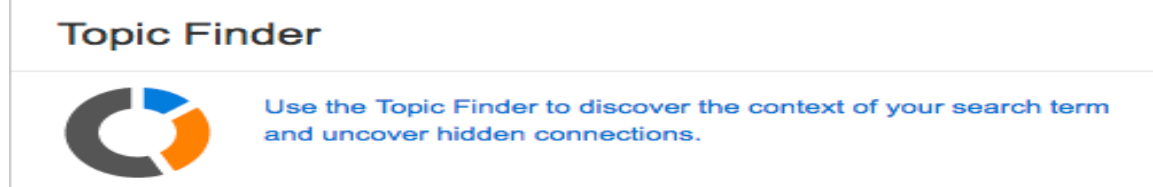
The screenshot shows the top navigation bar of the Gale Literature Resource Center. It includes the 'GALE' logo, the text 'Literature Resource Center', a search bar with 'Search...' text, a 'Basic Search' dropdown menu, and a magnifying glass icon. The 'Advanced' button is highlighted with a red box. To the right of the 'Advanced' button are 'Bookmark' and 'More' icons.

Step 15: Enter the search terms and change the filters EXACTLY as shown in this screenshot:



The screenshot shows the 'Advanced Search' interface. At the top are four tabs: 'Advanced Search' (selected), 'Person Search', 'Works Search', and 'Topic Finder'. Below the tabs is the 'Advanced Search' section. It contains three search rows. The first row has 'Search for' set to 'loneliness' and a filter of 'Entire Document'. The second row has 'And' set to '"Of Mice and Men (Novel)"' and a filter of 'Name Of Work'. The third row has 'And' set to an empty field and a filter of 'Person-By or About'. Below the search rows is an 'Add a Row' button. At the bottom right is a 'Search' button.

Step 16: Topic Finder is another way of locating information. Return to the main page and click on the Topic Finder icon:



Step 17: Enter the search term shown below and then choose Wheel instead of Tile. Then choose “Fictional Character” and you will see the results of fictional characters in different works who represent the theme of loneliness:

Topic Finder
Find new topics or keywords and discover new connections found in the top results.

[View Search Results](#)

loneliness

Search Terms: loneliness

There are two ways to visualize below which words and subjects are found most often in the text of your search results.

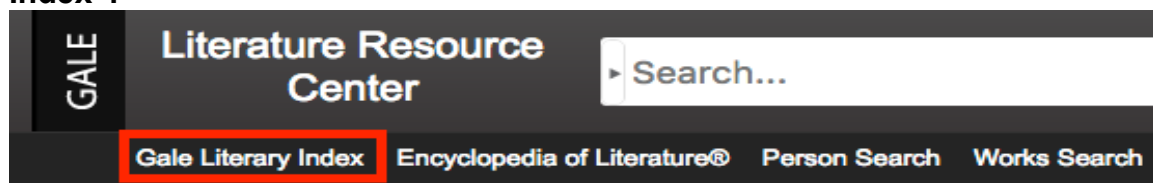
Visualization: ☒ Wheel ☐ Tiles [Reset](#) [Help](#)

Results
Clicking on a topic wheel or tile narrows your original search results to the documents also containing that subject or term.

Results for topic: **Fictional Character** (7)

- Nanny Dearest**
When a character in a crime novel snaps and kills a child its usually a mother stressed beyond endurance In Leila Silmanis unnerving cautionary tale THE PERFECT NANNY Penguin paper 16 subtly translated by Sam... [Silmani, Leila] [Taylor, Sam]
- The Cosmic Loneliness of Arthur C. Clarke**
essay date 1976 In the following essay Clareson offers a critical introduction to Clarkes body of work noting the authors early nonfiction advocacy of space travel and his thematic preoccupation with the... [2001: A Space Odyssey (Motion picture)] [2001: A Space Odyssey (Novel)] [A Fall of Moondust (Novel)] [A Meeting with Medusa (Short story)] [Against the Fall of Night (Short story)] [Childhood's End (Novel)] [Clarke, Arthur C.] [Earthlight (Novel)] [Guardian Angel (Short story)] [If I Forget Thee, O Earth . . . (Short story)] [Islands In the Sky (Clarke, Arthur C.) (Novel)] [Moon-Watcher

Step 18: One more way to search for information is the Gale Literary Index. Return to the home page of the database and click on “Gale Literary Index”:



Step 19: You can search the Gale Literary Index from this screen:

